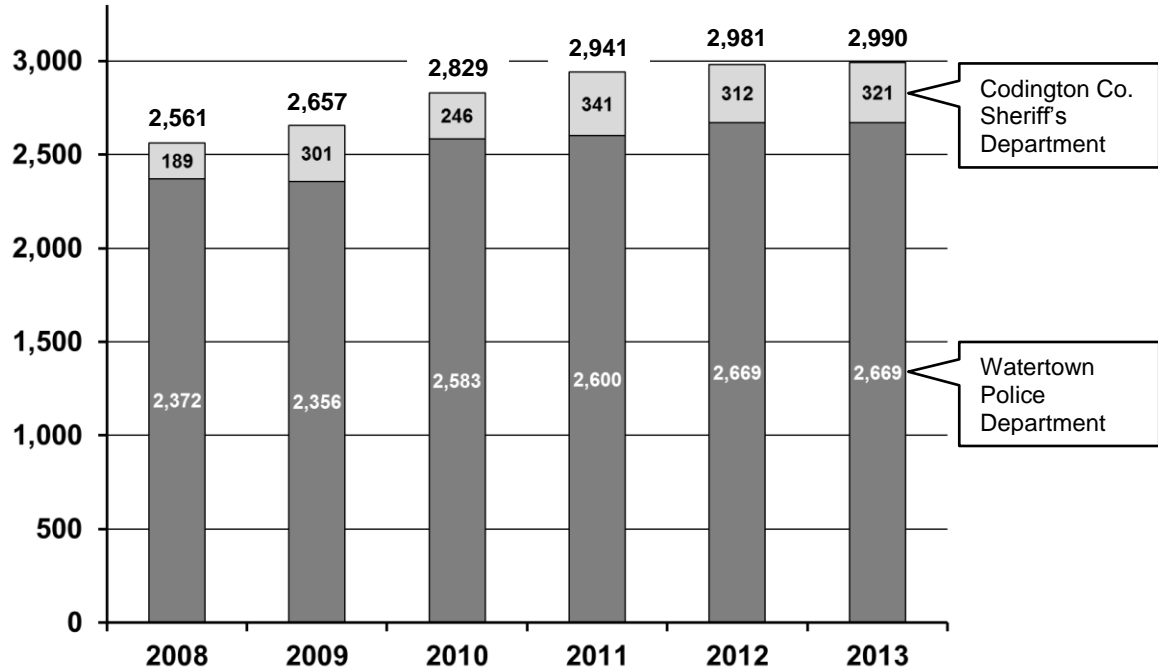


Graphs and Tables

I. Criminal Justice Statistical Indicators

A. Criminal Offenses Reported in Codington County (2008 – 2013)	1
B. Adult Arrests in Codington County (2008 – 2013)	3
C. Criminal Case Filings in Circuit Court in Codington County (FY2008 – FY2013)	5
D. Population Projections for Codington County (2010 – 2035)	6

Criminal Offenses Reported in Codington County (2008 – 2013)

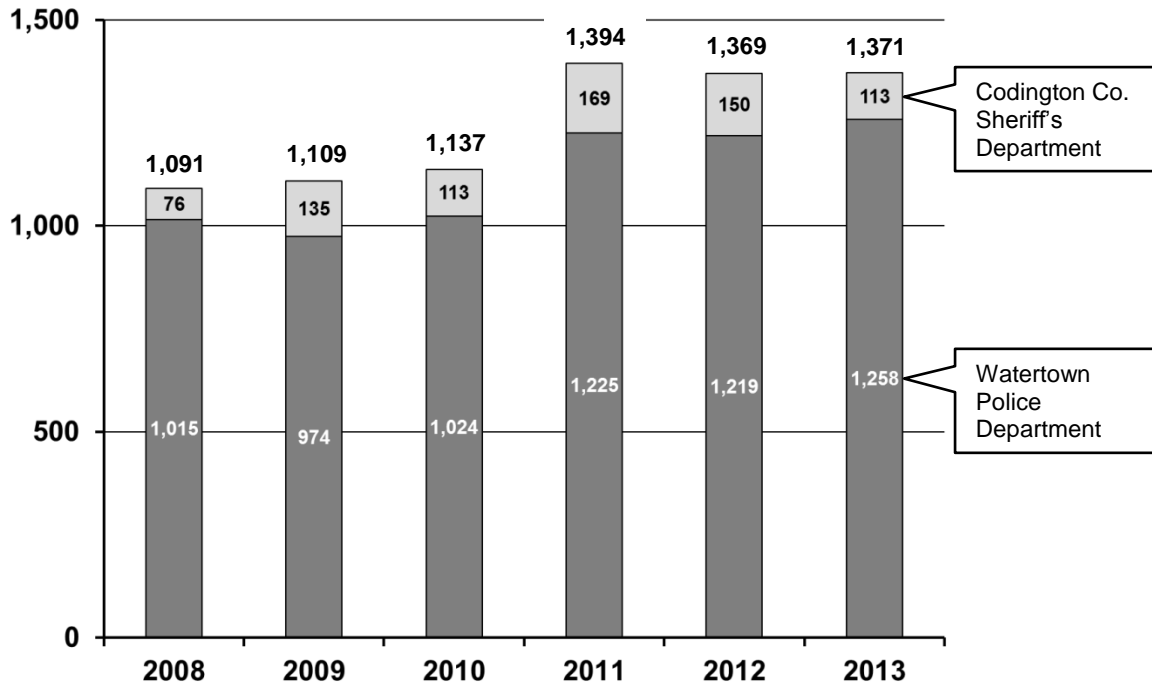


Offenses	2008	2009	2010	2011	2012	2013
09A – Murder & Non-Negligent Manslaughter	0	1	0	1	0	1
09B – Negligent Manslaughter	0	0	0	0	0	0
09C – Justifiable Homicide	0	0	0	0	0	0
11A – Forcible Rape	21	21	25	20	16	12
11B – Forcible Sodomy	1	0	2	3	5	4
11C – Sexual Assault With An Object	0	1	1	1	1	0
11D – Forcible Fondling	12	20	29	16	16	16
13A – Aggravated Assault	18	29	46	51	53	49
13B – Simple Assault	278	314	405	379	355	369
13C – Intimidation	25	21	59	55	87	76
23A – Pocket-picking	0	0	0	0	0	0
23B – Purse-snatching	1	0	0	0	0	0
23C – Shoplifting	68	72	113	95	103	92
23D – Theft From Building	123	153	152	139	160	183
23E – Theft From Coin-Operated Machine or Device	1	4	2	0	2	0
23F – Theft From Motor Vehicle	88	79	119	90	63	124
23G – Theft of Motor Vehicle Parts or Accessories	25	23	18	17	13	16
23H – All Other Larceny	198	143	166	165	158	177
26A – False Pretenses / Swindle/Confidence Game	39	47	53	42	46	47
26B – Credit Card / Automatic Teller Machine Fraud	19	16	17	13	6	21

Offenses	2008	2009	2010	2011	2012	2013
26C – Impersonation	35	26	33	31	61	29
26D – Welfare Fraud	0	0	0	0	0	0
26E – Wire Fraud	0	0	0	0	0	0
35A – Drug / Narcotic Violations	157	154	158	202	233	300
35B – Drug Equipment Violations	90	93	93	118	150	212
36A – Incest	1	0	0	2	0	1
36B – Statutory Rape	9	6	1	6	11	1
39A – Betting / Wagering	1	0	0	0	0	0
39B – Operating / Promoting/Assisting Gambling	0	0	0	0	0	0
39C – Gambling Equipment Violations	0	0	0	0	0	0
39D – Sports Tampering	0	0	0	0	0	0
40A – Prostitution	0	0	2	1	1	3
40B – Assisting or Promoting Prostitution	0	0	0	0	0	0
100 – Kidnapping / Abduction	3	6	1	3	9	9
120 – Robbery	0	4	1	4	2	4
200 – Arson	7	4	1	2	2	1
210 – Extortion / Blackmail	0	0	0	0	0	0
220 – Burglary / Breaking & Entering	89	90	92	91	133	142
240 – Motor Vehicle Theft	37	38	43	40	33	34
250 – Counterfeiting / Forgery	34	26	29	22	24	28
270 – Embezzlement	10	23	14	12	9	10
280 – Stolen Property Offenses	6	1	7	6	4	23
290 – Destruction / Damage / Vandalism of Property	392	341	350	368	306	267
370 – Pornography / Obscene Material	8	13	20	13	13	7
510 – Bribery	0	0	0	0	0	0
520 – Weapon Law Violations	6	7	4	20	13	17
90A – Bad Checks	5	4	7	2	4	2
90B – Curfew / Loitering / Vagrancy Violations	1	0	0	1	0	0
90C – Disorderly Conduct	31	41	50	50	40	77
90D – Driving Under the Influence	231	240	189	196	218	222
90E – Drunkenness	0	49	42	66	62	53
90F – Family Offenses, Nonviolent	1	0	1	5	4	13
90G – Liquor Law Violations	265	326	265	366	330	225
90H – Peeping Tom	0	0	0	0	1	1
90I – Runaway	81	49	45	47	35	3
90J – Trespass of Real Property	20	20	14	25	18	15
90Z – All Other Offenses	124	152	160	155	181	104
Total Offenses Reported	2,561	2,657	2,829	2,941	2,981	2,990

Source: Crime in South Dakota 2008 – 2013, Office of the Attorney General, Division of Criminal Investigation, Criminal Statistical Analysis Center. Reporting agencies include the Watertown Police Department and the Codington County Sheriff's Office.

Adult Arrests in Codington County (2008 – 2013)

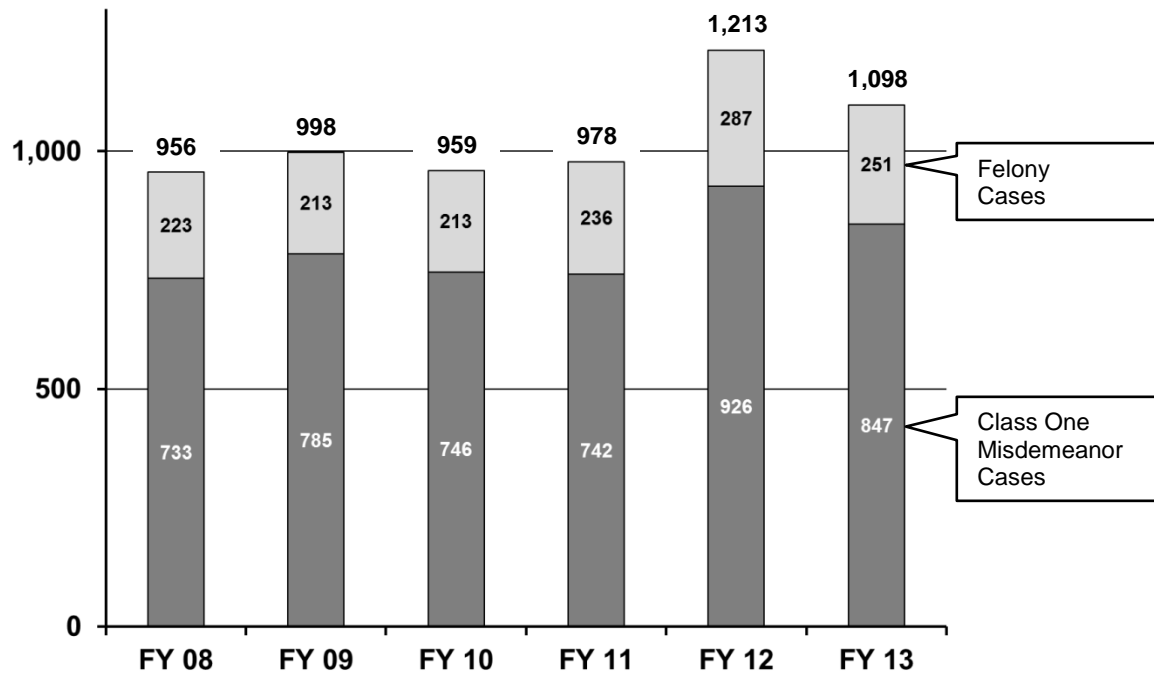


Offenses	2008	2009	2010	2011	2012	2013
09A – Murder & Non-Negligent Manslaughter	0	1	0	0	0	1
09B – Negligent Manslaughter	0	0	0	0	0	0
09C – Justifiable Homicide	0	0	0	0	0	0
11A – Forcible Rape	7	7	10	4	4	3
11B – Forcible Sodomy	0	0	0	0	1	1
11C – Sexual Assault With An Object	0	0	0	1	0	0
11D – Forcible Fondling	3	4	4	5	3	1
13A – Aggravated Assault	12	13	20	35	30	33
13B – Simple Assault	172	135	155	165	165	196
13C – Intimidation	7	6	13	11	23	35
23A – Pocket-picking	0	0	0	0	0	0
23B – Purse-snatching	0	0	0	0	0	0
23C – Shoplifting	30	34	65	80	77	75
23D – Theft From Building	16	16	9	14	10	15
23E – Theft From Coin-Operated Machine or Device	0	0	0	0	0	0
23F – Theft From Motor Vehicle	10	7	3	2	5	18
23G – Theft of Motor Vehicle Parts or Accessories	0	2	0	0	2	0
23H – All Other Larceny	4	7	8	4	7	16
26A – False Pretenses / Swindle/Confidence Game	8	8	15	14	7	9
26B – Credit Card / Automatic Teller Machine Fraud	0	0	0	0	0	0

Offenses	2008	2009	2010	2011	2012	2013
26C – Impersonation	18	10	14	14	14	8
26D – Welfare Fraud	0	0	0	0	0	0
26E – Wire Fraud	0	0	0	0	0	0
35A – Drug / Narcotic Violations	123	109	111	169	185	241
35B – Drug Equipment Violations	20	23	25	29	34	45
36A – Incest	0	0	0	0	0	0
36B – Statutory Rape	5	2	2	0	1	0
39A – Betting / Wagering	0	0	0	0	0	0
39B – Operating / Promoting/Assisting Gambling	0	0	0	0	0	0
39C – Gambling Equipment Violations	0	0	0	0	0	0
39D – Sports Tampering	0	0	0	0	0	0
40A – Prostitution	0	0	3	0	2	2
40B – Assisting or Promoting Prostitution	0	0	0	0	0	0
100 – Kidnapping / Abduction	0	0	0	1	1	4
120 – Robbery	0	1	1	2	1	0
200 – Arson	1	0	0	0	1	0
210 – Extortion / Blackmail	0	0	0	0	0	0
220 – Burglary / Breaking & Entering	13	15	14	22	16	18
240 – Motor Vehicle Theft	7	7	8	7	4	8
250 – Counterfeiting / Forgery	10	7	8	6	8	10
270 – Embezzlement	5	12	7	5	6	3
280 – Stolen Property Offenses	3	1	3	3	0	5
290 – Destruction / Damage / Vandalism of Property	34	26	36	42	32	27
370 – Pornography / Obscene Material	2	2	5	6	1	1
510 – Bribery	0	0	0	0	0	0
520 – Weapon Law Violations	5	2	2	10	4	12
90A – Bad Checks	5	4	7	2	4	2
90B – Curfew / Loitering / Vagrancy Violations	1	0	0	1	0	0
90C – Disorderly Conduct	31	25	32	28	23	50
90D – Driving Under the Influence	228	231	184	194	214	220
90E – Drunkenness	0	49	42	66	61	53
90F – Family Offenses, Nonviolent	0	0	0	0	0	13
90G – Liquor Law Violations	209	232	215	314	288	184
90H – Peeping Tom	0	0	0	0	1	1
90I – Runaway	0	1	0	0	0	0
90J – Trespass of Real Property	18	17	10	25	18	13
90Z – All Other Offenses	84	93	106	113	116	48
Total Offenses Reported	1,091	1,109	1,137	1,394	1,369	1,371

Source: Crime in South Dakota 2008 – 2013, Office of the Attorney General, Division of Criminal Investigation, Criminal Statistical Analysis Center. Reporting agencies include the Watertown Police Department and the Codington County Sheriff's Office.

**Criminal Case Filings in Circuit Court
 in Codington County (FY2008 – FY2013)**

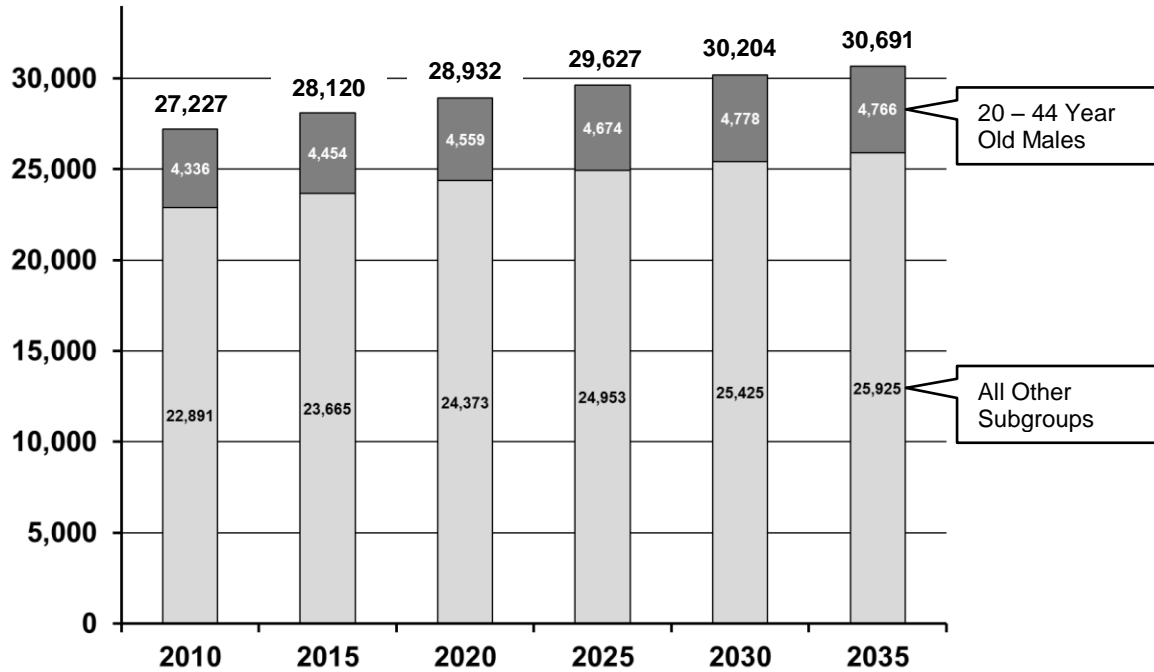


Criminal Cases	FY 2008	FY 2009	FY 2010	FY 2011	FY 2012	FY 2013
Class One Misdemeanor	733	785	746	742	926	847
Felony	223	213	213	236	287	251
Total Criminal Case Filings	956	998	959	978	1,213	1,098

Source: Annual Report of the South Dakota Unified Judicial System, Fiscal Year 2008 – Fiscal Year 2013.

Note: Criminal caseload data for Circuit Court also includes a large volume of filings for Class Two Misdemeanors, Petty Offenses, and Municipal Offenses, which have not been included for purposes of this jail needs assessment study (i.e., Class One Misdemeanor cases and Felony cases are more likely to involve some amount of jail time).

Population Projections for Codington County (2010 – 2035)



Population Group	2010	2015	2020	2025	2030	2035
20 – 44 Year Old Males	4,336	4,454	4,559	4,674	4,778	4,766
All Other Subgroups	22,891	23,665	24,373	24,953	25,425	25,925
Total County Population	27,227	28,120	28,932	29,627	30,204	30,691

Source: Preliminary Population Projections for the State of South Dakota and All of its Counties, 2010 – 2035, SDSU Rural Life and Census Data Center.